



**GEO TECH**

*Geography Friendly*  
[www.geotechbikes.com](http://www.geotechbikes.com) *Technologies*

**PARTS & EQUIPMENTS**

# INDEX

<b>B</b> ICYCLE	1-09
<b>C</b> ARBON <b>H</b> ANDLEBAR	10
<b>P</b> UMP	11-12
<b>P</b> UMP & <b>H</b> ELMET	13
<b>H</b> ELMET	14
<b>T</b> OOL	15-16
<b>C</b> ABLE PARTS & <b>B</b> ACK MIRRORS	17
<b>S</b> ADDLE	18-19
<b>S</b> UNGLASSES	20
<b>S</b> UNGLASSES & <b>L</b> IGHT	21
<b>C</b> OMPUTER WIRELESS &	
<b>G</b> LOVES & <b>B</b> ASKETS &	
<b>M</b> UDGUARDS	22
<b>P</b> EDALS	23
<b>G</b> RIPS	24
<b>B</b> AG & <b>B</b> RAKE SHOES &	
<b>D</b> ISC PADS & <b>S</b> EATPOST	25
<b>W</b> ATER <b>B</b> OTTLES & <b>B</b> OTTLE CAGE	26
<b>K</b> ICKSTAND	27
<b>L</b> OCK & <b>C</b> ARRIER	28
<b>B</b> ELL & <b>B</b> IKE TRAINER	29



# BICYCLE



## SLIM

**Frame:** 700C Alloy Painted  
**Fork:** 700C Alloy UNI-CROWN Painted  
**Handle Bar:** Alloy Sand Black  
**Bar Bore:** 31.8mm x 620mm  
**Handle Stem:** Alloy Black 31.8  
**Saddle:** VELO Black Rail Without Clamp  
**Seat Post:** Alloy Sand Black W/Clamp  
**F. deralleur:** FD-TY-700-Clamp: 34.9mm  
**R. deralleur:** RD-M360SGSL Alloy Black  
**L/R Shifter:** ST-EF65 L 3/R 8-Speed  
**RIM:** 700C Alloy Matt Black  
**Tire/Tube:** 700 X 35C Black  
**Hub:** F/R Alloy Disc Brake Hub Black For 8-Speed

## BLADE

**Frame:** 27.5 Carbon MTB Painted  
**Fork:** 27.5" Alloy MTB Rock Shock (SRAM) Suspension Painted  
**Handle Bar:** Alloy Sand Black  
**Bar Bore:** 31.8mm x 620mm  
**Handle Stem:** Alloy Black 31.8 X 90MM  
**Saddle:** VELO MTB, CR-MO Rail Without Clamp  
**Seat Post:** Alloy Sand Black W/Clamp  
**F. deralleur:** FD-M70251 1HL6-Clamp: 34.9mm  
**R. deralleur:** RD-M700011GS 11-Speed Direct Mount  
**L/R Shifter:** SL-M7000 L3/R-11-Speed  
**Rim:** 27.5 Alloy Black  
**Tire/Tube:** 27.5 x 2.1 Black  
**Hub:** F/R Disc Brake Alloy Hub For 11-Speed





## TRIP 26

**Frame:** 26" Alloy Painted  
**Fork:** 26" Zoom Alloy Painted  
**Handle Bar:** Zoom Alloy Black  
**Handle Stem:** Zoom Alloy Black  
**Saddle:** Black Steel Rail  
**Seat Post:** Zoom Alloy Black  
**Transmission:** Shimano 6-Speed (SL-RS35/RD-TY21/MF-Z5006)  
**Brake:** TEKTRO M280 Disc Brake  
**Rim:** Alloy Black  
**Rear Hub/Motor:** Bafang 36V X 24AH  
**Battery:** 10.4AH 36V Sumsung Core  
**Charger:** 3-Stone 36V X 10.6 AH.DC END



## 29" NOVUR

**Frame:** 29" Alloy MTB painted  
**Fork:** 29" Alloy MTB Suspension Painted  
**Handle Bar:** Alloy Sand Black  
**Bar Bore:** 31.80 MM X 700 MM  
**Handle Stem:** Alloy Black 31.8 x 90MM  
**Saddle:** MTB, Steel Rail Without Clamp  
**Seat Post:** Alloy sand Black W/clamp  
**F. derailleur:** Afdm2000dsm6-Clamp: 34.9mm  
**R. derailleur:** Ardm2000sgs9-Speed direct mount  
**L/R Shifter:** Aslm2000lb 3-Speed/Askn2000ra 9-Speed  
**Rim:** 29" Double wall Rim Black  
**Tire/Tube:** 29 x 2.10 Black  
**Hub:** F/R Disc Brake Alloy Hub for 9-Speed



# BICYCLE

## EVOLUTION

**Frame: 700C Alloy Racing Painted**  
**Fork: 700C Alloy Racing Painted**  
**Handle Bar: Alloy Sand Black**  
**Bar Bore: 31.8MM X 420MM**  
**Handle Stem: Alloy Black 31.8 x 80MM**  
**Saddle: MTB, Black Rail Without Clamp**  
**Seat Post: Alloy Sand Black W/Clamp**  
**F. derailleur: Afd-R2000bm-Clamp:34.9MM**  
**R. derailleur: Ard-R2000ss- 8-Speed Direct Mount**  
**L/R Shifter: Str-2000-L/R 3/8-Speed**  
**Rim: 700C Alloy Black W/CNC Side**  
**Tire/Tube: 700C X 25C Black**  
**Hub: F/R Alloy Black With QR**



## 27.5 GEO PATH



**Frame: 27.5 Alloy MTB Painted**  
**Fork: 27.5" Alloy MTB Suspension Painted**  
**Handle Bar: Alloy Sand Black**  
**Bar Bore: 31.8mm X 700mm**  
**Handle Stem: Alloy Black 31.8 x 90mm**  
**Saddle: MTB, Steel Rail Without Clamp**  
**Seat Post: Alloy Sand Black W/Clamp**  
**F. derailleur: FD-TY700-Clamp: 34.9mm**  
**R.derailleur: RD-TX800SGSL 8-Speed direct mount**  
**L/R Shifter: SL-TX800 3-Speed/ 8-Speed**  
**Rim: 27.5 Alloy Black**  
**Tire/Tube: 27.5 x 2.1 Black**  
**Hub: F/R Disc Brake Alloy Hub for 8-Speed**

# BICYCLE



## 28" NRGY

**Frame:** 700C Alloy Painted  
**Fork:** 700C Alloy MTB Suspension Painted  
**Handle Bar:** Alloy Sand Black  
**Bar Bore:** 31.8mm x 640mm  
**Handle Stem:** Alloy Black 31.8  
**Saddle:** MTB, Black Rail Without Clamp  
**Seat Post:** Alloy Sand Black W/Clamp  
**F. derailleur:** FD-TY700-Clamp: 34.9mm  
**R.derailleur:** RD-TX300 8-Speed Direct Mount  
**L/R Shifter:** SL-M310-Finger Index Shifter 24-Speed  
**Rim:** 700C Alloy Double Wall Black W/CNC Side  
**Tire/Tube:** 700 x 40C Black  
**Hub:** F/R Alloy Hub Black for 8-Speed



## 27.5 CITY LADY

**Frame:** 27.5 Alloy MTB Painted  
**Fork:** 27.5 Alloy MTB Suspension Painted  
**Handle Bar:** Alloy Sand Black  
**Bar Bore:** 31.8mm x 640mm  
**Handle Stem:** Alloy Black 31.8mm  
**Saddle:** MTB Black Rail Without Clamp  
**Seat Post:** Alloy Sand Black W/Clamp  
**F. derailleur:** FD-TY700-Clamp: 34.9mm  
**R. derailleur:** RD-TX300 8-Speed direct mount  
**L/R Shifter:** M310 finger Index 24-Speed  
**Rim:** 27.5 Alloy Double Wall Black, W/CNC Side  
**Tire/Tube:** 27.5 x 1.95 Black  
**Hub:** F/R Disc Brake Alloy Hub for 8-speed



# BICYCLE



## TRIP 5 700C ALLOY

**Frame:** 700C Alloy Painted  
**Fork:** 700C Alloy UNI-CROWN Painted  
**Handle Bar:** Alloy Sand Black  
**Bar Bore:** 31.8mm x 640mm  
**Handle Stem:** Alloy Black 31.8  
**Saddle:** MTB, Black Rail Without Clamp  
**Seat Post:** Alloy Sand Black W/Clamp  
**F. deralleur:** FD-M370- Clamp: 31.8mm  
**R. deralleur:** RD-M4000SGS Alloy Black  
**L/R SHIFTER:** ST-EF65 L 3/R 9-Speed  
**Rim:** 700C Alloy Double Wall Black W/CNC Side  
**Tire/Tube:** 700 x 35C Black  
**Hub:** F/R Alloy Hub Black for 9-Speed

## TRIP 5 CX 700C ALLOY

**Frame:** 700C Alloy Painted  
**Fork:** 700C Alloy MTB Suspension Painted  
**Handle Bar:** Alloy Sand Black  
**Bar Bore:** 31.8mm x 640mm  
**Handle Stem:** Alloy Black 31.8  
**Saddle:** MTB, Black Rail Without Clamp  
**Seat Post:** Alloy Sand Black W/Clamp  
**F. deralleur:** FD-M370-Clamp: 31.8mm  
**R. deralleur:** RD-M4000SGS Alloy Black  
**L/R Shifter:** ST-EF65 L 3/R 9-Speed  
**Rim:** 700C Alloy Double Wall Black  
**Tire/Tube:** 700 x 35C Black  
**Hub:** F/R Alloy Hub Black for 9-Speed



# BICYCLE



## LE TOUR

**Frame:** 20" Alloy Folding Box, QR & Accessories Painted  
**Fork:** 20" Alloy UNI-CROWN Painted  
**Handle Bar:** Alloy Sand Black Bar 540 x 9"  
**Handle Stem:** Alloy Black  
**Saddle:** VELO, Black Rail Without Clamp  
**Seat Post:** Alloy Sand Black W/Clamp 34 x 500mm  
**R. derailleur/R**  
**Shifter:** ASL3S35E160LS Alloy Black  
**Rim:** 20" Alloy Black W/CNC Side  
**Tire/Tube:** 20 x 1.75 Black  
**Hub:** F: KT/R SHIMANOSG-3C41 Coaster 3-Speed



## TRIP 3 700C ALLOY

**Frame:** 700C Alloy Painted  
**Fork:** 700C Alloy UNI-CROWN Painted  
**Handle Bar:** Alloy Sand Black  
**Bar Bore:** 31.8 x 640mm  
**Handle Stem:** Alloy Black 31.8  
**Saddle:** MTB Black Rail Without Clamp  
**Seat Post:** Alloy Sand Black W/Clamp  
**F. derailleur:** FD-M310- Clamp: 31.8 top pull  
**R. derailleur:** RD-M360SGS Alloy Black W/O Bracket  
**L/R Shifter:** ST-EF500 L 3/R 8-Speed  
**RIM:** 700C Alloy Double Wall Black W/CNC Side  
**Tire/Tube:** 700 x 35C Black  
**Hub:** F/R Alloy Hub Black for 9-Speed







## PATH 20"

**Frame:** 20" Alloy Painted  
**Fork:** 20" Suspension Fork  
**Handle Bar:** Alloy Black  
**Handle Stem:** Alloy Black  
**Saddle:** Black Steel Rail  
**Seat Post:** Alloy Black  
**Brake:** V Brake Alloy Black  
**Rim:** 20" Alloy Double Wall Black  
**Tire/Tube:** 20 x 1.95 Black



## BOOTER

**Frame:** 20" Freestyle Steel Painted  
**Fork:** 20" Alloy BMX UNI-CROWN Painted  
**Handle Bar:** 20" Steel 25.4 x 200 x 620mm Black  
**Handle Stem:** Alloy Top Cap/Steel Black  
**Saddle:** Black Rail W/Clamp  
**Seat Post:** Steel ED Black 25.4 x 250mm  
**Rim:** 20" Alloy Black  
**Tire/Tube:** 20 X 2.35 BROWN  
**Hub:** Steel ED Black





## BICYCLE



### PATH 24"

Frame: 24" Alloy Painted  
Fork: 24" Suspension Fork  
Handle Bar: Alloy Black, Handle Stem: Alloy Black  
Saddle: Black Steel Rail, Seat Post: Alloy Black  
R.Derailleur: RD-TY21,R. Shifter: SL-R35 7-Speed  
Brake: V Brake Alloy Black,Rim: 24" Alloy Double Wall Black,Tire/Tube: 24 x 1.95 Black



### PATH 16"

Frame: 16" Alloy Painted  
Fork: 16" Alloy Fork  
Handle Bar: Steel Black  
Saddle: Black Steel Rail  
Seat Post: Steel Black  
Brake: Rear Alloy Calliper Brake  
Rim: 16" Alloy Black  
Tire/Tube: 16 x 1.95

### MINI CARBON

Frame: Carbon Painted  
Fork: Carbon Painted





# BICYCLE



## ONE

Frame: Alloy Painted  
Fork: Alloy Painted



## HERO

Frame: Alloy Painted  
Fork: Alloy Painted  
Option: Steel  
Frame/Steel Fork



## STEP

Frame: Alloy Painted  
Fork: Steel Painted  
Option: Steel Frame/Steel  
Fork



## FUNNY

Frame: Alloy Painted  
Fork: Steel Painted  
Option: Steel Frame/Steel Fork




## Carbon Handlebar



GHB-016

BAR CENTER : 31.8MM  
MATERIAL : Carbon Fiber  
COVEREL : UD · Matt UD  
WIDTH(MM) : 700 ~ 780 MM  
RISE : 15°  
BACKSWEEP : 9°



GHB-015

BAR CENTER : 31.8MM  
MATERIAL : Carbon Fiber  
COVEREL : UD · Matt UD  
WIDTH(MM) : 700 ~ 780 MM  
RISE : 4°  
BACKSWEEP : 9°



GHB-017

BAR CENTER : 31.8MM  
MATERIAL : Carbon Fiber  
COVEREL : UD · Matt UD  
WIDTH(MM) : 700 ~ 780 MM  
RISE : 10°  
BACKSWEEP : 8°



GHB-011

BAR CENTER : 31.8MM  
MATERIAL : Carbon Fiber  
COVEREL : UD · Matt UD  
WIDTH(MM) : 700 ~ 780 MM  
RISE : 30°  
BACKSWEEP : 8°



GHB-012

BAR CENTER : 31.8MM  
MATERIAL : Carbon Fiber  
COVEREL : UD · Matt UD  
WIDTH(MM) : 700 ~ 780 MM  
RISE : 20°  
BACKSWEEP : 8°



GHB-013

BAR CENTER : 25.4MM  
MATERIAL : Carbon Fiber  
COVEREL : UD · Matt UD · 12K-Weave  
WIDTH(MM) : 510



GHB-014

BAR CENTER : 31.8MM  
MATERIAL : Carbon Fiber  
COVEREL : UD · Matt UD  
WIDTH(MM) : 700 ~ 780 MM  
RISE : 40°  
BACKSWEEP : 8°



# Pump



### GHP-052

3" Floor pump  
 Alum barrel  
 Max. pressure 180psi  
 W/ECV econo clever valve  
 W/ Dunlop Valve Adapter Ball  
 Color : Blue / Gold



### GHP-053

3" Floor pump  
 Steel barrel  
 Max. pressure 180psi  
 W/ECV econo clever valve  
 W/ Dunlop Valve Adapter Ball  
 Color : Green / Blue



### GHP-054

27" Tubeless Alum Floor pump  
 Alum Barrel and Steel Tank  
 Steel stamping base  
 w/non-slip pad W/GCT-PT pump head with little lever  
 Built-in "TANK" on pump, special design for tubeless tyre Attached with Presta Valve Core Tool  
 Max. pressure 260psi



### GHP-048

Floor pump w/ based mounted gauge  
 Durable Steel barrel  
 W/ CVA clever valve  
 W/air-realease button  
 W/ Dunlop Valve Adapter Ball  
 Max pressure 160psi,  
 2.5" gauge



### GHP-049

LCD Top-Mounted digital gauge  
 floor pump 2-tone handle and durable  
 Steel barrel  
 Steel base w/non-slip base  
 W/ CVA clever valve  
 W/air-realease button  
 W/ Dunlop Valve Adapter Ball  
 Max. prussure 180psi



### GHP-056

1.5" Dial gauge Mountain mini pump Reinforced plastic handle .barrel. shaft and lever  
 Reversible Presta and Schrader with Thumb-Lock lever w/extractable hose, dust cap  
 11" length,Max. pressure 80 psi



### GHP-057

Economic mini pump w/HOSE  
 Plastic handle & valve cap & shaft,w/thumb lock lever Reversible for Presta or Schrader  
 Max pressure 100psi



### GHP-055

1.5" Dial gauge alum mini pump Aluminum barrel and lever  
 Reversible Presta and Schrader with Thumb-Lock lever W/extractable hose, dust cap  
 10.5" length, Max. pressure 120 psi



### GHP-058

Road CNC Mini Pump W/Alum Gauge  
 All-around aluminum gauge hide inside the handle  
 Aluminum handle, barrel and lever  
 W/extractable hose, reversible Presta and Schrader  
 11" length, Max. pressure 120 psi



# Pump

 <p><b>GHP-034</b></p> <p>Alum floor pump w/ based mounted gauge alum barrel w/ GCT-P pump head plastic clever twin valve for schrader, presta and dunlop plastic body and plastic main core hold valve tightly W/ Dunlop Valve Adapter Ball 160 Psi</p>	 <p><b>GHP-035</b></p> <p>Steel Floor Pump w/base mounted gauge Two tone handle Reversible presta &amp; schrader Durable steel barrel W/ Dunlop Valve Adapter Ball 160 Psi Color : Blue / Yellow / Red</p>	 <p><b>GHP-036</b></p> <p>22" Economic Steel Floor Pump w/o gauge Reversible presta &amp; schrader Durable steel barrel W/ Dunlop Valve Adapter Ball Color : Blue / Yellow / Red</p>	 <p><b>GHP-039</b></p> <p>Alum Floor Pump Alum barrel with stable plastic base W/GCT-P pump head, plastic body and lever Clever Twin-valve fit for Schrader, Presta and Dunlop 2.5" gauge W/ Dunlop Valve Adapter Ball 160 Psi</p>	 <p><b>GHP-037</b></p> <p>Alum floor pump with High-tech LCD display Digital gauge 2-Tone handle, 6063 alum barrel W/GCT-I pump head, Thumb-lock Clever Twin-valve with air-bleeder, fit for Schrader Presta and Dunlop 240 Psi</p>
--	---	---	---	--

 <p><b>GHP-038</b></p> <p>27" Tubeless Alum Floor Pump 6063 Alum barrel and sleeve, steel handle Steel stamping base w/non-slip pad W/GCT-TU pump head with little lever Fill in "TANK" on pump, special design for tubeless tyre 260 Psi</p>	 <p><b>GHP-013</b></p> <p>Steel Floor Pump 2-Tone Handle More Comfortable Stable Plastic Base Reversible Presta And Schrader 2.5" Gauge, W/ Dunlop Valve Adapter Ball 160 Psi</p>	 <p><b>GHP-014</b></p> <p>Steel Floor Pump 2-Tone Handle More Comfortable Stable Plastic Base Reversible Presta And Schrader 2.5" Gauge, W/ Dunlop Valve Adapter Ball 160 Psi</p>	 <p><b>GHP-015</b></p> <p>Steel Floor Pump W/Top-Mounted 2.5" Gauge Durable Steel Barrel W/Gct-P Pump Head, Plastic Body And Lever Clever Twin-Valve Fit For Schrader, Presta And Dunlop, W/ Dunlop Valve Adapter Ball 160 Psi</p>
---	---	---	--

## Helmet



**GHE-032**

Material : PC+Eps  
285G-300G/Pcs  
CE Pass  
with head lock and visor  
(Inmold)  
FOB Shenzhen



**GHE-031**

KIDS HELMET  
Material : PC+Eps  
285G-300G/Pcs  
CE Pass  
with adjuster  
black EPS  
(Inmold)  
FOB Shenzhen



**GHE-037**

Material : PC+Eps  
285G-300G/Pcs  
CE Pass  
with head lock and visor  
(Inmold)  
FOB Shenzhen



**GHE-034**

Material : PC+Eps  
285G-300G/Pcs  
CE Pass  
with head lock and visor  
(Ont-Mold)  
FOB Shenzhen



**GHE-033**

Material : PC+Eps  
285G-300G/Pcs  
CE Pass  
with head lock and visor  
(Inmold)  
FOB Shenzhen



**GHE-036**

JUNIOR HELMET  
Material : ABS+EPS  
CE Pass  
Black EPS  
(Inmold)  
FOB Shenzhen

## Pump



**GHP-050**


12" Hi-polish Alum  
Micro Floor Pump  
w/Alum T handle  
w/CNC gauge  
Gauge on the hose  
Reversible for Presta  
and Schrader univer-  
sal hose rotating  
structure Max.  
pressure 140psi  
Operating like a Micro  
Floor Pump



**GHP-051**

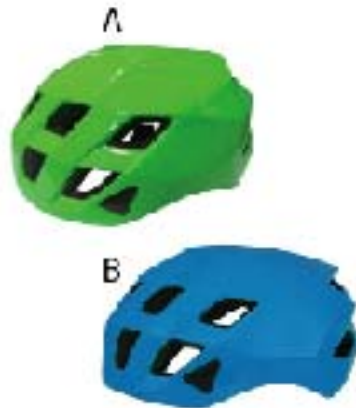
Compact Alum Shock  
pump with Digital gauge  
Alum Barrel and Handle,  
8.5" length  
LCD Display of the digital  
gauge  
Battery is changeable  
Durable stainless pump  
head (UP-SS)  
With Micro adjust  
air-bleeder, 2-3psi/ push  
Max. pressure 300psi

# Helmet



**GHE-038**

Material : ABS+EPS  
CE Pass  
Black EPS  
(Inmold)  
FOB Shenzhen



**GHE-029**

Material : PC+Eps  
285G-300G/Pcs  
CE Pass  
With Head Lock and Visor  
(Inmold)  
Only one size  
FOB Shenzhen



**GHE-028**

Material : PC+Eps  
285G-300G/Pcs  
CE Pass  
With Head Lock and Visor  
(Inmold)  
FOB Shenzhen



**GHE-027**

Material : PC+Eps  
285G-300G/Pcs  
CE Pass  
With Head Lock and Visor  
(Inmold)  
FOB Shenzhen



**GHE-026**

Material : PC+Eps  
285G-300G/Pcs  
CE Pass  
With Head Lock and Visor  
(Out-mold)  
Only one size  
FOB Shenzhen



**GHE-025**

Material : PC+Eps  
285G-300G/Pcs  
CE Pass  
With Head Lock and Visor  
(Inmold)  
Only one size  
FOB Shenzhen



**GHE-024**

Material : PC+Eps  
285G-300G/Pcs  
CE Pass  
Black EPS  
(Inmold)  
With high quality adjuster and  
Headlock  
FOB Shenzhen





**GHT-146**

13 function  
2/2.5/3/4/5/6/8mm, T25, T30 Torx  
+ & - screwdriver,  
Co2 inflators, USA valve Key



**GHT-148**

19 Function  
PAT:M380205  
Hex key CNC:  
2/2.5/3/4/5/6/8mm, Torx: T25  
Phillips #2 & flat screwdriver  
Wrench: 8/10mm  
Spoke tool: 3.3/3.45/4.0, Mavic,  
Chain tool, Tire lever 2pcs



**GHT-152**

Adjustable wrench  
folding tool  
Size: open wrench  
8-17mm, hex 4/5/8mm,  
T25/ph2/flat5



**GHT-155**

1/4" DR adjustable torque  
wrench (5-25NM)



**GHT-154**

Multi-tools with classic  
patch repair kit:  
2 round+4 oval +1 tire boot  
+1 rubber adhesive



**GHT-156**

12-PC T-bit set



**GHT-150**

Speedy Parking Stand  
W/all Mount  
Color : Black / White



**GHT-151**

made out of rice husks,  
an agricultural waste  
product.  
can protect fork and your  
travel bag.  
for 15mm through axles.  
Size : 97\*45\*45mm.



**GHT-147**

Co2 Tire inflators



**GHT-153**

Torque Screwdriver 2-8  
Nm with 12pcs 1/4" 25mm  
Bits: hex2/2.5/3/4/5/6mm/-  
flat5/PH2/T10/20/25/30  
±8% accuracy (CW)

# Tool



**GHT-141**

21 in 1 folding tool W/ Cr-V, alloy arm &, NP  
 sizes: hex 2 / 2.5 / 3 / 4 / 5 / 6 / 8 mm / T25 / flat 5 / PH1 / 2, knife tire lever, chain tool, chain retainer, spoke wrench 12 / 14 / 15 / 16G, box wrench 8 / 9 / 10 mm



**GHT-142**

14 in 1 folding tool w/ CNC alloy arm, NP, chain tool  
 sizes: hex 2 / 3 / 4 / 5 / 6 / 8 mm / T25 / flat / PH2, spoke wrench 14/15/16G/T30(Mavic)



**GHT-133**

14 Function  
 Hex mm 2 / 2.5 / 3 / 4 / 5 / 6 / 8 / +/- / T25 / 3.2 / 3.3 / 3.5 Spoke wrench



**GHT-134**

10 Function  
 Hex mm 2 / 2.5 / 3 / 4 / 5 / 6 / 8 / +/- / T25



**GHT-139**

11 in 1 mini tools  
 hex 2 / 2.5 / 3 / 4 / 5 / 6 / 8 mm / PH2 / flat / T25 w/anodized alloy CO2 inflated valve, open & stop the air  
 function for fitting Presta & Schrader, Cr-V material & CP finish



**GHT-140**

17 in 1 folding tool with Size : hex 2 / 3 / 4 / 5 / 6 / 8 mm / T25 / flat / PH2, bottle opener, spoke wrench 12 / 14 / 15 / 16G/T30 (mav-ic spline ) chain tool for available 7-11 speeds chain, knife



**GHT-132**

Cartridge B.B. tool  
 Bottom bracket tool Shimano & ISIS Drive compatible.-  
 Made of Cr-Mo steel. For use with 1/2" driver and 24mm spanner



**GHT-138**

Tire clamp is a outstanding design for install heavy duty tire



**GHT-131**

Freewheel Tool  
 For Shimano® CS compatible cassettes and Center Lock disc brakes, Cr-V steel.



**GHT-129**

Freewheel Tool  
 With comfortable handle and heat treatment for long use 9.10 speed



**GHT-130**

Freewheel Tool  
 For Shimano® MF compatible freewheels & Campagnolo® cassettes & splined 12-tooth bottom bracket cups found on the square type spindle systems



**GHT-127**

For Shimano  
 Professional selections of tool including 31 items



**GHT-128**

Bicycle Tire Lever & Bottle Opener-2 in 1 Functional Tool Set  
 3pcs of set  
 Material: Nylon



**GHT-137**

Chain Splitter W/Rose Wood Handle / Double Driving Pin For Exchange & Repair, Use 7-11 Speed



## Cable Parts



### GCP-020

Size : AiRoTor  
Ø140mm  
1PC stainless steel  
Rotor with 8  
mounted screws  
Weight: 68g



### GCP-022

Size : Ø180mm  
Super Light 1PC  
stainless steel Rotor  
With 8 mounted  
screws  
Suitable for light  
weight cross-country  
Weight: 73g



### GCP-023

Size : Ø180mm  
Super Light 1PC  
stainless steel Rotor  
With 8 mounted  
screws  
Suitable for light  
weight cross-country  
Weight: 104g



### GCP-021

Adaptor(27g)  
Converts hubs  
with Shimano  
centerlock to fit 6  
bolt standard  
discs; For  
9/10/12/15/20mm  
Through Axel And  
also compatible  
with most  
Disc-Brake-Equip  
ped Road Bikes.



### GCP-019

Cable Adjuster



### GCP-018

Cable Adjuster  
M8\*14mm

## Back Mirrors



### GBM-018 L/R

Blast-resistant safety lens  
Clear Sharp reflection  
Anti-glare coating  
Wide-angle rear view  
Lens : Eco-friendly Impact resistant  
fiber-reinforced Lyton Blast-resistant  
safety glass lens with anti-glare  
coating hardness 6 on Mohs scale  
Color : Silver



### GBM-020 L/R

Frame & arm  
Eco-friendly impact resistant  
fiber-reinforced nylon Lens  
Blast-resistant safety glass lens  
with anti-glare coating  
hardness 6 on Mohs scale  
Clamp High strength aluminum alloy  
Use Fits bikes with a flat handlebar  
of 22.2mm in diameter



### GBM-021 L/R

Frame & arm  
Eco-friendly impact resistant  
fiber-reinforced nylon  
Lens Blast-resistant safety  
glass lens  
with anti-glare coating  
hardness 6 on Mohs scale  
Clamp High strength  
aluminum alloy  
Use Fits bikes with a flat  
handlebar  
of 22.2mm in diameter



### GBM-017

Material: PP  
Available in left / right



### GBM-019

Lens : Eco-friendly Impact resistant  
fiber-reinforced Lyton Blast-resistant  
safety glass lens with anti-glare  
coating hardness 6 on Mohs scale  
Clamp : High strength aluminum alloy  
Use : Fits bikes with a flat handlebar  
of 22.2mm in diameter  
Use : Fits bikes with a flat handlebar  
22.2mm in diameter



### GBM-016

For Road Bike  
Lenses : High-definition, blast  
resistant, anti-glare glass  
(82mm diameter)  
Base : Eco-Friendly High  
Impact Nylon + Fiber  
Application : Flat handlebars  
and drop bars within  
18mm~22mm diameter bar  
ends Universal design for left  
and right  
Color: Silver lens



### GBM-015

For Road Bike  
Lenses: Stainless  
(Diameter 68mm)  
Body : Nylon+Fiber  
(Eco-Friendly High  
Impact)  
Color : Black / Orange /  
Green



### GBM-014 L/R

Lenses : High-definition, blast  
resistant, anti-glare glass  
Silver lens : Anti-glare 50%  
eliminates glare in normal  
environment  
Base : Eco-Friendly High  
Impact Nylon + Fiber  
Clamp : Aluminum Ed-Black  
(Open-System)  
Match : Flat 22.2 mm diameter  
handlebars  
Lens Color : Silver



## Saddle



**GSA-046**

Base : Nylon fiber injection  
 Rail : cr-mo  
 Size : 270 x 154mm  
 Weight : 296g



**GSA-047**

Base : Nylon fiber injection  
 Rail : Satin Steel  
 Size : 263 x 150mm  
 Weight : 419g



**GSA-048**

Base : Nylon fiber injection  
 Rail : Satin Steel  
 Size : 263 x 160mm  
 Weight : 419g



**GSA-049**

Base : Nylon fiber injection  
 Rail : Satin Steel  
 Size : 273 x 200 mm  
 Weight : 563g



**GSA-050**

Base : Nylon fiber injection  
 Rail : Satin Steel  
 Size : 273 x 200 mm  
 Weight : 563g



**GSA-051**

Base : Nylon fiber injection  
 Rail : cr-mo  
 Size : 280 x 136mm  
 Weight : 267g



**GSA-052**

Base : Nylon fiber injection  
 Rail : cr-mo  
 Size : 280 x 130mm  
 Weight : 278g



**GSA-053**

Base : Single Density  
 Rail : CP Spring  
 Size : 264 x 221mm  
 Weight : 278g

## Saddle



**GSA-037**

Rail : Satin steel  
Size : 277 x 140 mm  
Weight : 291g



**GSA-038**

Base : Double Density  
Rail : Satin Steel  
Size : 272 x 175 mm  
Weight : 413G



**GSA-039**

Base : Double Density  
Rail : Satin Steel  
Size : 282 x 170 mm  
Weight : 467G



**GSA-040**

Base : Double Density  
Rail : Satin Steel  
Size : 288 x 170 mm  
Weight : 586G



**GSA-041**

Base : Double Density  
Rail : Satin Steel  
Size : 270 x 176 mm  
Weight : 440G



**GSA-042**

Base : Double Density  
Rail : Satin Steel  
Size : 282 x 188 mm  
Weight : 514G



**GSA-043**

Base : Double Density  
Rail : Satin Steel  
Size : 283 x 172 mm  
Weight : 400G



**GSA-044**

Base : Double Density  
Rail : Satin Steel  
Size : 281 x 192 mm  
Weight : 423G



**GSA-045**

Material : EVA  
Size : 275 \* 150 mm  
Weight : 305 g  
Rail : Steel  
Color : Black / Pink / Green /  
Blue / Orange / Brown /

# Sunglasses



**GSU-041A**

Color : Matt black  
Clear PET Box



**GSU-041B**

Color : Shiny white  
Clear PET Box



**GSU-041C**

Color : Shiny red  
Clear PET Box



**GSU-042A**

Color : Matt black  
Clear PET Box



**GSU-042B**

Color : Shiny red  
Clear PET Box



**GSU-043C**

Color : Shiny red  
Clear PET Box



**GSU-044A**

Color : Shiny black  
Clear PET Box



**GSU-044B**

Color : Shiny white  
Clear PET Box



**GSU-044C**

Color : Shiny red  
Clear PET Box



**GSU-045A**

Color : Shiny neon green  
Clear PET Box



**GSU-046**

Color : Shiny blue  
Clear PET Box



**GSU-047A**

Color : Shiny orange  
Clear PET Box



**GSU-048A**

Color : Shiny green  
Clear PET Box



**GSU-049A**

Color : Rubberize black  
Clear PET Box



**GSU-050A**

Color : Matt black  
Clear PET Box



**GSU-030B**

Color : Matt White, red  
camo water transfer



**GSU-030C**

Color : Matt White, black  
camo water transfer



**GSU-031A**

Color : Shiny blue



**GSU-031B**

Color : Shiny Orange



**GSU-036A**

Color : Matt alum purple



**GSU-037A**

Color : Matt sky blue



**GSU-037B**

Color : Shiny crystal green



**GSU-043A**

Color : Matt black  
Clear PET Box



**GSU-043B**

Color : Shiny white  
Clear PET Box



**GSU-045B**

Color : Shiny white  
Clear PET Box



**GSU-045C**

Color : Shiny blue purple  
Clear PET Box



**GSU-051A**

Color : Shiny pearl white  
Clear PET Box



**GSU-030A**

Color : Matt White, blue  
camo water transfer



**GSU-036B**

Color : Shiny pearl black



**GSU-036C**

Color : Shiny pearl white

## Sunglasses



GSU-037C

Color : Matt pink



GSU-038A

Color : Matt crystal  
flourescent green



GSU-038B

Color : Matt crystal  
flourescent pink



GLI-047

USB Front Light  
Rechargeable  
Headlight  
3 Watt White LED  
Light Output : 100  
lumens  
Color : Black / Gray  
/ Silver

## Light



GLI-048

USB Front Light  
1 LED  
Light Output : 100  
lumens



GLI-049

USB Front Light  
Hi-Power Recharge-  
able Headlight  
10 Watt White LED  
Light Output : 500  
lumens super bright



GLI-044

USB Rear Light, 2 Red LED  
Light Output : 8 lumens



GLI-050

USB Rear Light, 36  
Chip COB LED,  
Light Output : 20  
lumens



GLI-045

Aluminium USB  
Rechargeable  
Headlight  
Light Output : 300  
lumens  
LED : 3 Watt White  
LED  
Color : Black / Gray /  
Silver



GLI-042

Aluminium USB Rechargeable  
Headlight  
LED : 3 Watt Hi-Power LED  
Color : Black / Gray / Silver  
Light Output : 300 lumens



GLI-043F/R

GLI-043F USB Front  
1 White LED  
GLI-043R USB rear 1  
Red LED,  
Color : Black / Green  
/ Red / White / Blue



GLI-046

USB Front & Rear Light  
Included 1 White LED Front Safety Light /  
1 Red LED Rear Light with Black  
Aluminum Case  
Front : 50 lumens / Rear 15 Lumens  
Color : Black / Blue / Gray / Red / Silver

## Computer/Wireless



GCC-023

GCC-023-A  
Wired 8 Functions  
GCC-023-B  
Wired 11 Functions  
GCC-023-C  
Wired 15 Functions  
Color : Black / White



GCC-028

GCC-028-A  
Wireless 8 Functions  
GCC-028-B  
Wireless 11 Functions



GCC-025

GCC-025-A Touch  
Wired 8 Functions  
GCC-025-B Touch  
Wired 11 Functions  
Color : Black / White



GCC-026

GCC-026-A Solar  
Wired 8 Functions  
GCC-026-B Solar  
Wired 11 Functions  
GCC-026-C Solar  
Wired 15 Functions  
Color : Black / White



GCC-027-A

Wired 11 Functions  
Color : Black

## Gloves



GGL-008

Material : Spandex, Amara,  
Terry, GEL insert, Silicone  
Size : XS ~ XXL



GGL-009

Material : Senseil, Lycra,  
Lycra mesh, Towel,  
Polyurathane  
Size : XS ~ XXL



GGL-010

Material : Front Amara  
material, 3D Mesh Ventila-  
tion, Nonslip Silicon,  
Gel Foam Padding.  
Size : XS ~ XXL



GGL-011

Material : Amara, soft shell  
material and silicone  
printing  
Size : XS ~ XXL

## Mudguards/Fenders



GMU-016

For 26"-29" ATB, MTB bikes  
Front angle adjustable size  
Ø15-30mm  
Material : P.P / TPR



GMU-017

For 26"-29" ATB, MTB bikes  
Material : P.P

## Baskets



GBK-003

39 x 28 x 24 cm  
Material : aluminum  
With Pine wood



GBK-004

36 x 27 x 24 cm  
Material : aluminum



# Pedal



**GPE-047**

Body : Aluminum 6061  
4D CNC machined / anodized  
Axle : Cr-Mo / CNC machined  
Germany Self-lubricating  
bearings+Sealed-ball bearings  
Size : 93 x 115mm



**GPE-050**

Body : Nylon Fiber  
Spindle : Cr-Mo  
Bearing : Ball Bearing  
Size : 100mm x 105mm  
x 24 mm



**GPE-056**

Body : Nylon Fiber  
Spindle : Cr-Mo  
Bearing : Ball Bearing  
Size : 100mm x 105mm  
x 24 mm



**GPE-059**

Body die-cast aluminum  
body with kraton inlaid  
Axle Cnc-machined Cr-Mo  
Bearing lsl bushing & sealed  
Size 109x89mm



**GPE-051**

Body : 1-PC PC hi-impact body /  
Nylon Fiber  
Spindle : Cr-Mo  
Bearing : Ball Bearing  
Size : 100mm x 105mm x 24 mm



**GPE-052**

Body : Nylon body  
Spindle : loose balls  
Axle : Steel  
Size : 108mm x 100mm x  
22 mm  
W/Molded pin



**GPE-054**

Body : Aluminum body  
Spindle : loose balls  
Axle : Steel  
Size : 77mm x 90mm x 25 mm  
W/Molded pin



**GPE-057**

Body : PP  
Bearing : loose Balls  
Axle : boron  
Size : 110 X 78 X 24mm  
Reflector : included



**GPE-062**

EPB System - City Pedal  
Body : PP Resin  
Axle : 7mm Boron Steel  
Bearings : EPP  
Size 111 x 84 mm



**GPE-063**

Low Profile Platform  
Body : Die Cast Alumi-  
num  
Axle : 7mm Boron Steel  
Bearings : EPB  
Size 113.5 x 110.5 mm



**GPE-061**

EPB System - Low  
Profile Flat Pedal  
Body : Die-Cast  
Aluminum  
Axle : 7mm Boron Steel  
Bearings : EPB System  
Size 113.5 x 110.5 mm



**GPE-060**

EPB System - Low Profile  
Resin Platform  
Body : PP Resin  
Axle : 7mm Boron Steel  
Bearings : EPB System  
Size 110 x 100.5 mm



**GPE-055**

Body : Alloy Extrusion CNC  
finished  
Bearing : 1DU+1 Sealed  
Spindle : Cr-Mo  
Size : 100 x 100 x 18mm



**GPE-053**

Body : Aluminum body  
Spindle : loose balls  
Axle : Steel  
Size : 91mm x 96mm x 23 mm  
W/Molded pin

# Grip



**GRR-084**

Material : Kraton / Gel  
Key point : Double Density  
Vis : W/O Vise  
Size : 131.8 mm



**GRR-085**

Material : Synthetics / Kraton  
Key Point : Double Density  
Vis : Plastic Clamp  
Size : 131 mm



**GRR-086**

Material : Synthetics / Vexk  
Key Point : Double Density  
Vis : Plastic Clamp  
Size : 134.8 mm



**GRR-087**

Material : Synthetics / Vexk  
Key Point : Double Density  
Vis : G2 One Side Ring  
Size : 135 mm



**GRR-088**

Size : 128 mm  
W/ Anodized Aluminum Clamp



**GRR-081**

Size : L 128 mm



**GRR-082**

Size : L 128 mm  
W/ Anodized Aluminum Clamp



**GRR-093**

Material : Rubber  
Size : 136 mm



**GRR-092**

Material : Rubber  
Clamp : Aluminum Clamp  
Size : 134 mm



**GRR-083**

Size : L 128 mm  
W/ Anodized Aluminum Clamp



**GRR-080**

Material : Rubber noctilucent  
Size : 128mm



**GRR-091**

Material : PP/TPR  
Clamp : PP Clamp  
Size : 130mm



**GRR-090**

Material : PP/TPR  
Clamp : Aluminum Clamp  
Size : 130 mm



**GRR-089**

Size : 130 mm



**GRR-079**

Material : Silicone  
Size : L 130 mm  
Color : Red / Blue / Pink / Yellow / Green

# Bags

**GBA-036**

Seat Bag  
Material : Water Resistant  
600D Polyester  
Cargo Capacity : 0.6L  
Attachment : Velcro straps  
Size : L 18 x W 7 x H 8.5 cm



**GBA-037**

Seat Bag  
Material : Water Resistant  
600D Polyester  
Cargo Capacity : 20L  
Attachment : Velcro straps  
Size : L 56 x W 25 x H 17 cm



**GBA-039**

Material : ABS  
Dimension : 110 x 28 x 75cm  
Net Weight : 9.8 kgs  
Fit to 24"~26" MTB, 700C



**GBA-038**

Material : water resistant  
600D polyester  
Dimension : 23 x 10 x 10cm  
Cargo Copacity : 1.4L  
Attachment : Velcro strap



## Brake shoes & Disc Pads & Seatpost

**GBS-030**

4 Function in 1 Brake Pads - For Alloy Rim  
The pad is compatible with 4 different shoes:  
Standard Shimano, Shimano Direct Mount, Standard  
Campagnolo and Campagnolo Direct Mount.  
The surface design provides excellent braking  
performance, and is suitable for all weather use.



**GDP-029**

Air Thermal Disc Brake Pads  
Aluminium backing plates, Organic Compound  
SHIMANO XTR  
(BR-M985/BR-M9000/BR-M987),XT  
(BR-M8000 ),ALFINE BR-S700,SLX  
BR-M875,XT BR-M785, DEORE  
(BR-M815/R785)



**GSP-001**

Suspension Seat Post  
Material : Alloy 6061  
Dia : 27.2/30.9/31.6  
Length : 350mm  
Travel : 20mm  
Parallelogram system



**GBA-031**

Frame Bag  
Material: water resistant 420D  
Polyester Dimension: 42 x 12 x  
26 x 18 x6(w)cm Cargo  
Capacity: 2.9L  
Attachment: Velcro strap



**GBA-033**

Top tube bag  
Material: water resistant  
Ripstop 420D Polyester  
Dimension : 20 x 4 x 8.5 x  
4.5(W)cm  
Cargo Capacity : 0.4L  
Attachment : Velcro strap



**GBA-030**

Hydration Backpacks  
Material : water-resistant  
600D Polyester  
Dimension : 47.0 x 28.6 x  
8.9 cm  
Total capacity : 3.5 Ltr.  
Hydration capacity : 1.5 Ltr  
W/1.5ltr. TPU Bladder



**GBA-032**

Roll -top Down Tube Bag  
Material : water resistant  
420D Polyester Dimension :  
30 x 7 x 9 cm (rolled) Cargo  
Capacity :1.6L  
Roll-top closures provides  
flexibility of adjusting cargo  
capacity to users' need



**GBA-034**

Water Bottle Bucket  
Material : Water resistant  
Ripstop 420D Polyester  
Dimension : 8.5 (dia.) x 18cm  
Position adjustable Velcro  
strap mount to handlebar and  
stem, one bottom strap fix to  
fork crown



## Water & Bottles Cages



**GBC-060**

Material : Nylon + fiberglass  
Color : Black



**GBC-061**

Material : PP



**GBC-065**

Full Carbon  
Inside is UD &  
outside is 3K  
Weight :27g



**GBC-067**

Material : Alloy



**GBC-062**

Material : Aluminum 6061  
Color : Black / Red / Blue / Silver



**GBC-063**

Material : Aluminum 5052  
Color : Black / Red / Blue / Silver



**GBC-066**

Full Carbon  
inside is UD &  
outside is 3K  
Weight :27g



**GBC-056**

Material : Alloy



**GBC-057**

Material : Alloy



**GBC-054**

Double Side  
bottle cage  
Material : Alloy  
Color : Black / Silver



**GBC-068**

Material : plastic raw color,  
39g the special designed to  
change right or left load by  
an "L" plastic part color:  
black / red / yellow



**GBC-055**

Material : 304  
Stainless Steel  
Capacity : 350c.c /  
600 c.c.



**GBC-058**

Alloy Cage Adapter  
φ22.2mm~φ31.8mm  
adjust vertical or  
lateral direction  
when it fits on the  
handle bar or stem



**GBC-069**

Material : plastic raw color  
the special design to change  
3 pieces by an "8" plastic  
part recommend for standard  
bottle and pet bottle color:  
blue / red

# Kickstand



**GKS-035**

Two-legs kickstand  
 Feature : Could attach on E-bike/ trekking bike.  
 Both legs fold up to one side to avoid touching the chain  
 Material : Alloy / Color : Black  
 Size : Adjustable 24"-29"



**GKS-033**

Rear Kickstand  
 Size : Adjustable 26" - 29"  
 2 Holes 40mm Diameter  
 W/ Steel bolts  
 Color : Black



**GKS-036**

Rear Kickstand  
 Material : Alloy  
 Size : Adjustable 24"-29"  
 Color : Black



**GKS-032**

Center Kickstand  
 Size : Adjustable 20"- 29"  
 W / Steel Top Plate & Steel Bolts  
 Color : Black



**GKS-034**

Rear Kickstand  
 Size : Adjustable 20"- 29"  
 2 Holes 18mm Diameter  
 W/ Steel bolts  
 Color : Black



**GKS-038**

Foldable Display Stand



**GKS-042**

Bicycle repair stand  
 Quick release mounts hold bike securely, rotated 360°  
 Material: Alloy 6061 T6, Size: 20-29"  
 Height: 65-100cm



**GKS-041**

Bicycle Repair Stand Alloy  
 High: 95-150cm  
 Quick release mounts hold bike securely, head rotated 360°



**GKS-031**

Two holes kickstand adapter on QR  
 Material: Alloy  
 Hole distance: 18/ 40 mm  
 Weight: 70g



**GKS-022**

Rear Kickstand  
 Powder Coating  
 Size : Adjustable 26" - 29"  
 Hole distance : 18mm



**GKS-023**

Rear Kickstand  
 Powder Coating  
 Size : Adjustable 26" - 29"  
 Hole distance : 40mm



**GKS-024**

Rear Kickstand  
 Material : Alloy  
 Size : Adjustable 24"-29"  
 Color : Black



**GKS-025**

Rear Kickstand  
 Material : Alloy  
 Size : Adjustable 24"-29"  
 Color : Black



**GKS-043**

aluminum base  
 360 degree rotated head  
 height adjustable

# Lock/Carrier



**GRC-008**

Alloy front basket carrier  
With wood plate and  
support extensions



**GRC-010**

Mudguard carrier  
Material : alloy  
Size : 26"-29" adjustable  
Finish : powder coated  
Mudguard  
Material : PET  
Mudguard width : 60 mm  
Color : black  
Stay color : ED Black



**GRC-011**

Front carrier ( Expandable  
wing )  
Material : alloy  
Size : 26"-29" adjustable  
Finish : powder coated  
Color : black



**GRC-007**

New Type fitting set  
Folding Rack  
Material: alloy  
Size : 26" ~29" adjustable  
Finish: Powder coated  
Weight: 910g



**GRC-014**

Material : Aluminum 6061  
Weight : 0.8kg  
Max.load : 25kg  
Size : 700C or 28"  
W/Alloy Single Bracket  
(in black or silver) – inner  
R365



**GRC-015**

City comp adjustable stay  
Alloy rear rack  
Material : Aluminum 6061  
Weight : 0.57kg  
Max.load : 25kg  
Size : Adjustable 24" - 28"



**GRC-012**

Front carrier  
Material : alloy  
Size : 26"-29" adjustable  
Finish : powder coated  
Color : black  
W/O belt



**GRC-007-1**

FOR Disc Brake  
New Type fitting set  
Folding Rack  
Material : alloy  
Size : 26" ~29" adjustable  
Finish : Powder coated  
Color : Black



**GRC-013**

Carrier Straps  
Steel Hook with pvc coating  
W : 10mm\*2  
L : 580mm



**GLO-016**

W / bracket  
Material : Zinc Alloy, Plastic,  
Steel, Copper  
12 mm Steel Shackle to  
Resist Hand Tools  
Easy-to-use reversible key  
Color : Red / Yellow / Pink /  
Blue



**GLO-017**

4 digit resettable combination  
chain lock  
Size : 4mm x 120cm  
Color : A ~ F



**GLO-018**

4 digit resettable combination  
chain lock  
Size : 4mm x 120cm  
Color : A ~ F



**GLO-019**

Reversible key, Easy to use  
Size : 4mm x 120cm  
Color : A ~ F

## Bell



**GBE-038**

Size : 45mm  
Material : Alloy top with plastic base and lever  
Color : Blue / Water blue / Green / Pink / silver / Orange



**GBE-039**

Size : 45mm  
Material : Alloy top with plastic base and lever  
Color : Blue / Red / Green / purple / Orange / Yellow



**GBE-040**

Size : 34mm  
Handle bar size 19.2-31.8mm  
Material : Alloy top with plastic strap  
Color : A~F



**GBE-045**

Dome Size : 42mm, Total Width 28mm (take Up Space Of Handlebar)  
Material : Brass Top, Plastic Base  
Color : Brass / silver / black  
Operation : Knocking  
Special Design : Install Into Handlebar, Great Sound And Neat Looking



**GBE-041**

Egg Bell  
All Plastic surface  
Size : 42mm  
Color : Red / White



**GBE-044**

Egg Bell  
All Plastic surface  
Size : 42mm



**GBE-042**

Gold Egg Bell  
All Plastic surface  
Size : 42mm

## Bike trainer



**GBE-046**

Mini brass bell,  
Size : 28mm brass top and plastic base with adjustable strap



**GBE-047**

Mini brass bell,  
Size : 30mm brass top and plastic base with adjustable strap



**GBE-043**

Material : Brass dome  
Dome size : diameter 21mm  
Size : 22.2mm



**GKS-026**

Bike trainer  
Material : Steel  
Size : 24/26/28  
W/ Front Wheel plastic and quick release  
Color : Black / White / Red / Yellow / Blue



**GKS-027**

Bike trainer magnetic wheel  
Material : Steel  
Size : 24/26/28  
W/ Front Wheel plastic and quick release  
Color : Black / White / Red / Yellow / Blue



**GKS-028**

Bike trainer magnetic wheel  
Material : Steel  
Size : 24/26/28  
W/ Front Wheel plastic and quick release  
Color : Black / White / Red / Yellow / Blue



**GKS-029**

Bike trainer magnetic wheel  
Material : Steel  
Size : 24/26/28  
W/ Front Wheel plastic and quick release  
Color : Silver + Blue / Silver + Black



**GKS-030**

Roller Bike Trainer  
Material : Aluminum Alloy  
Color : Gold / Black / Red / Blue



**GEOTECH**

Excellent Cycles  
**ProSuperGo**

**PRO SUPERGO INT'L CORP.**

**E MAIL:** [psupergo@ms5.hinet.net](mailto:psupergo@ms5.hinet.net)

**PHONE:** 886-2-22861939, 22874013, 22801645

**FAX:** 886-2-22868595

**OFFICE:** 3F, NO. 21, YUNG-FU STREET SAN CHUNG  
DISTRICT 24156, NEW TAIPEI CITY, TAIWAN

**[www.prosupergo.com.tw](http://www.prosupergo.com.tw)**

*Geography Friendly  
Technologies*

**[www.geotechbikes.com](http://www.geotechbikes.com)**